

Thank you for purchasing a **Stand-Up Fishing System (SUFS)**, we hope you enjoy this as much as we do. If you experience difficulties installing or using the system, please watch our YouTube video or send an email to: standupfishingsystem@gmail.com

Step 1: Attach Holders to Paddle (Figure 1)

- a. Pull Velcro® & Bungee Cord Tight
- b. Connect Velcro® to Secure

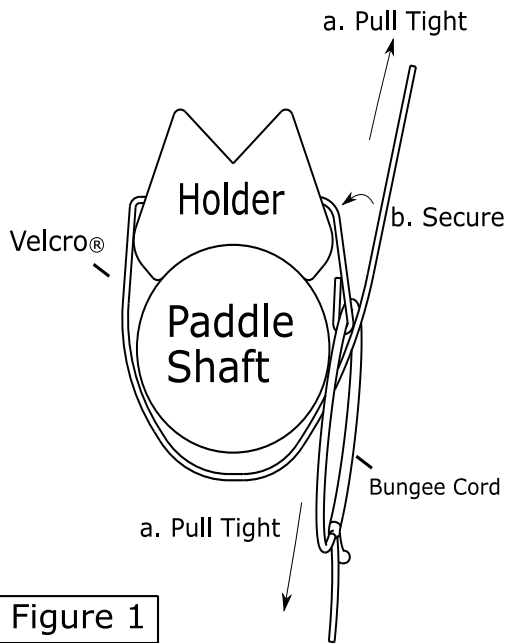


Figure 1

Step 3: Secure Paddle Strap to Paddle (Figure 3)

- a. Place between Holders
- b. Wrap Bungee Cord around Paddle
- c. Pull Bungee Tight

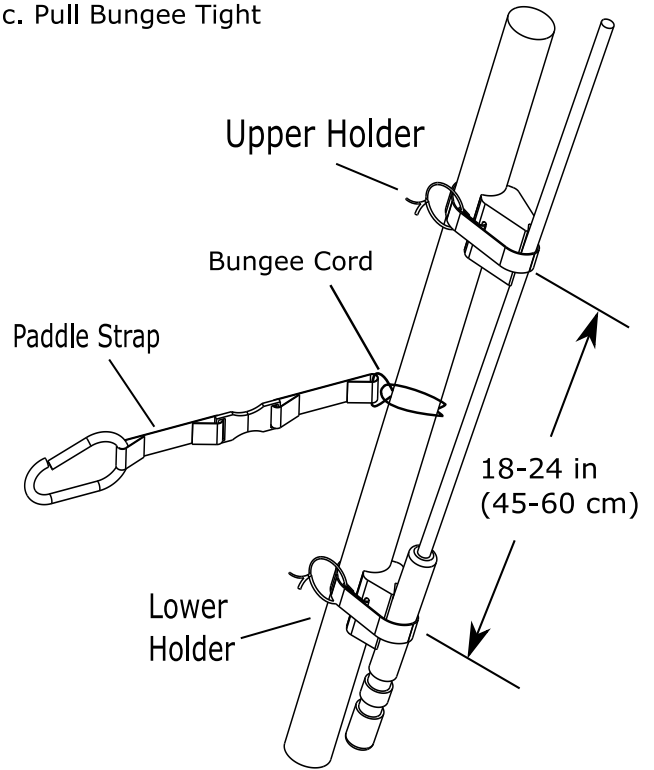


Figure 3

Step 2: Attach Fishing Rod (Figure 2)

- a. Wrap Velcro® around Rod
- b. Connect Velcro® to Secure

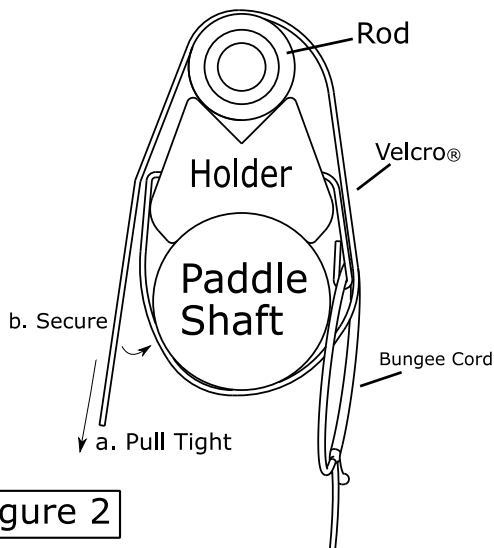


Figure 2

Pro Tip: Loop Velcro® to Keep Holder Clear (Figure 4)

- a. Loop Velcro® Back on itself during Fishing
- b. Connect Velcro® to Secure

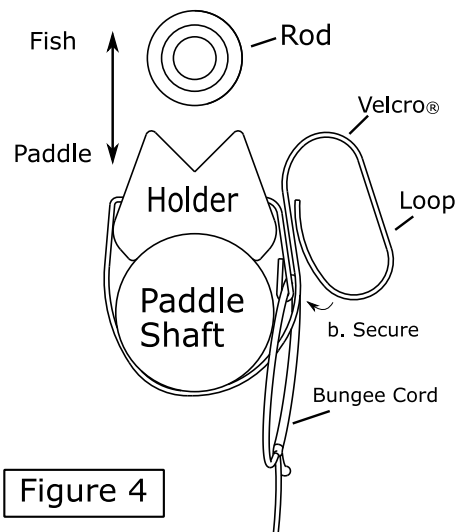


Figure 4